

John Wilson Education Society's
WILSON COLLEGE(Autonomous)
STUDENT SATISFACTION SURVEY (2022-23)

This year **1264 responses** were received for the survey about various aspects of the college and quality of learning, which was collected on google form from the students of Wilson College. The detailed report of analysis carried out is given below. All the questions were rated on scale of **0 to 4** where;

0 = Poor 1 = Satisfactory 2 = Average 3 = Good 4 = Excellent

The survey was carried out to get feedback from the students to know their experience at Wilson College in seven areas / levels, namely:

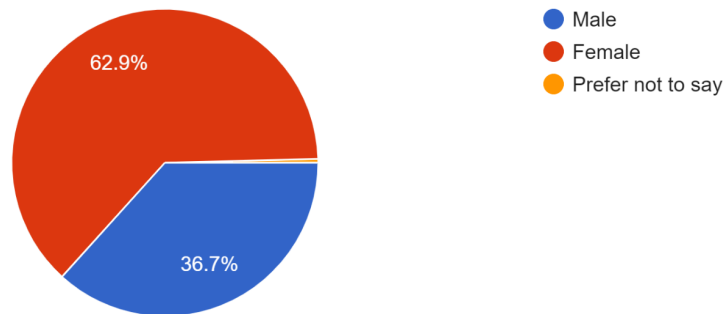
1. Quality of education received.
2. Teacher student relationship
3. College activities
4. Student support
5. Services Provided by the College
6. Skills gained and Values Imbided at Wilson College
7. Any additional feedback

1. Composition of Students

a. With respect to Gender

C) Gender

1,264 responses



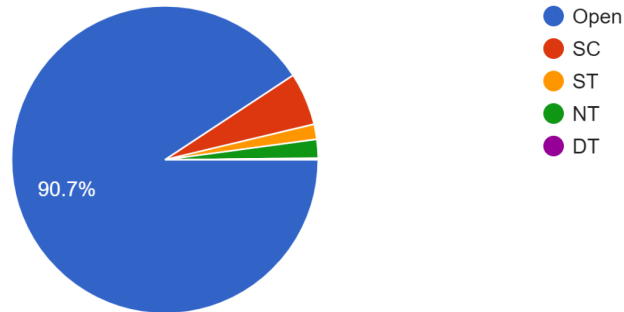
62.9 % Female, 36.7 % Males and 0.4 % prefer Not to say.

1. Composition of Students

b. With respect to Categories

F) Category

1,264 responses



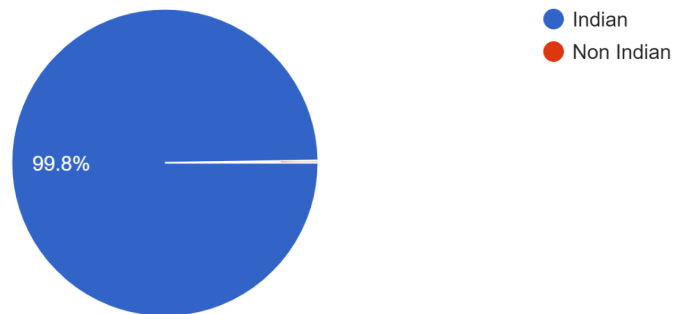
5.5 % SC, 1.6 % ST, 2 % NT, 0.2 % DT

1. Composition of Students

c. With respect to Nationality

H) Nationality

1,264 responses



99.8 % Indian and 0.2 % Non Indian

1. Composition of Students

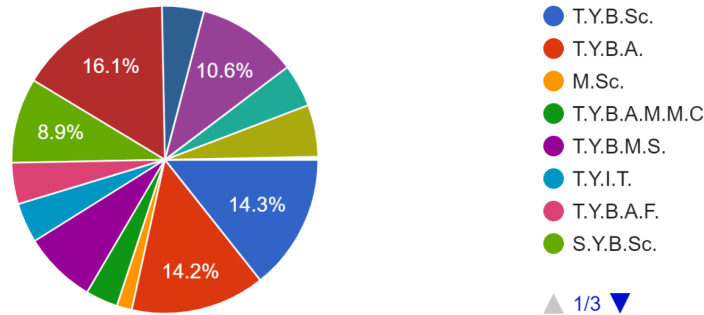
d. With respect to program

Of the 1264 responses collected **14.3 %** were TYBSc students, **14.16 %** were TYBA students , **3.4 %** were TYBAMMC students, **7.67 %** were TYBMS students , **4.19 %** were TYIT students , **4.35 %** were TYBAF students , **8.9 %** were SYBSc students , **16.06 %** were SYBA students, **4.4 %** were SYIT student, **10.6 %** were SYBMS

students, **4.5 %** were SYBAF students, **5.5 %** were SYBAMMC students , **0.2 %** TYBCOM, **0.5 %** were SYBCOM students, **1.58 %** were MSc students, **0.158 %** MA Students.

J) Class

1,264 responses

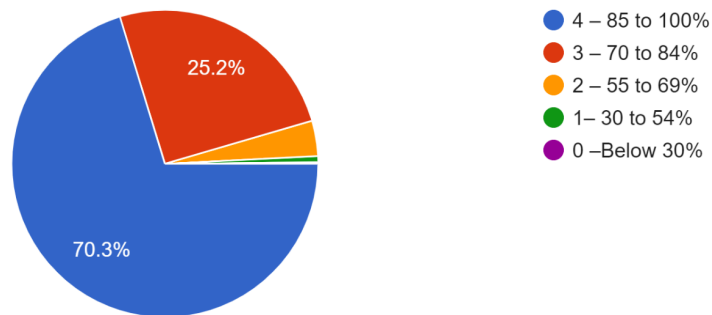


2. **Quality of Teaching - Learning process and Teachers.**

a. Completion of syllabus in the class.

1. How much of the syllabus was covered in the class?

1,264 responses



70.3 % reported **85 to 100 %** syllabus completion, **25.2 %** reported between **70 - 84 %**, **03.7 %** between **55 - 69 %**, **0.6 %** between **30 -54 %**, **0.2 %** reported **below 30 %**.

Almost all i.e. 99.2 % students opined that the syllabus completion was between **69 and 100 %** whereas less than **0.2 percent** of the learners opined that the syllabus was completed **less than 30 percent**. Presenting the complexities of students' academic

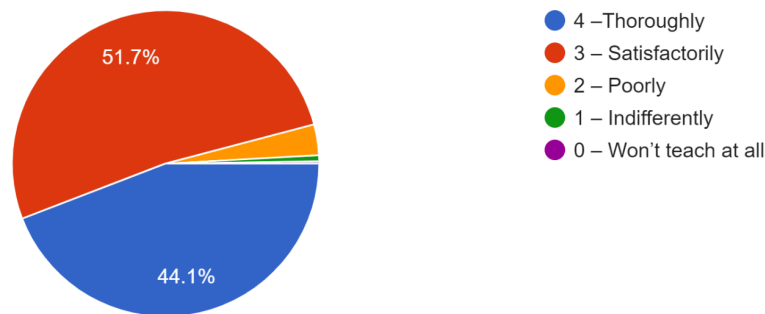
variation post COVID-19 challenges the teachers have given their best efforts to complete the portion in a blended style of learning majorly in offline and rarely in online mode.

2. Quality of education received.

b. Teachers preparedness for the class.

2. How well did the teachers prepare for the classes?

1,264 responses



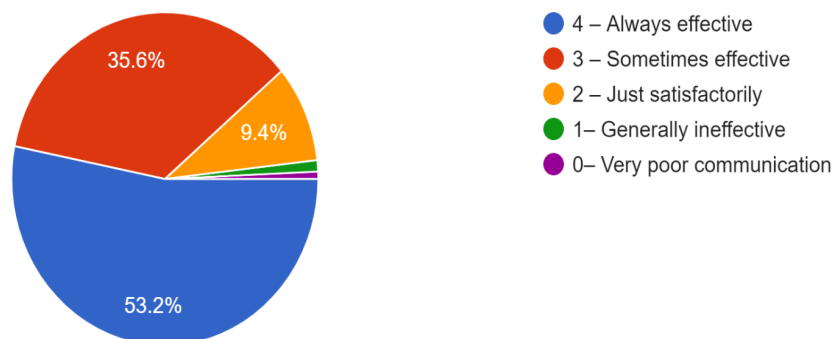
44.1 % Thoroughly, 51.7 % Satisfactorily, 3.2 % poorly, 0.6 indifferently, 0.2 % won't at all. More than 50% of the students felt that the teachers prepare thoroughly for their lectures and overall 95.80 % were satisfied with their teachers' effort in doing so.

2. Quality of education received.

c. Teachers' communication skills.

3. How well were the teachers able to communicate?

1,264 responses



53.2 % Effective, 35.2 sometimes effective, 9.4 % just effective, 1.1 % ineffective, 0.7 % poor communication. More than 50% of the students find the teaching of their teachers

effective and is an indication that teachers are able to convey their point to the class.

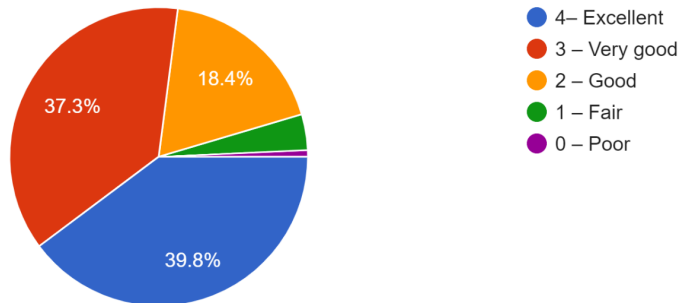
Overall **97.8 %** students are satisfied with the teachers' communication skills in the class.

2. Quality of education received.

d. Teachers' approach and accessibility.

4. The teacher's approach to teaching can best be described as

1,264 responses



A large percent that is 95.5 % of the students felt that the teachers did justice to their approach towards the students. As the accessibility and approach towards the students make a huge impact on the ability and enhancement of the students performance, it is rewarding and heartening to see the teachers fulfilling this demand of the learners. Only **4.5 %** learners felt the approach not appreciable.

2. Quality of education received.

e. Fairness of teachers in the evaluation process.

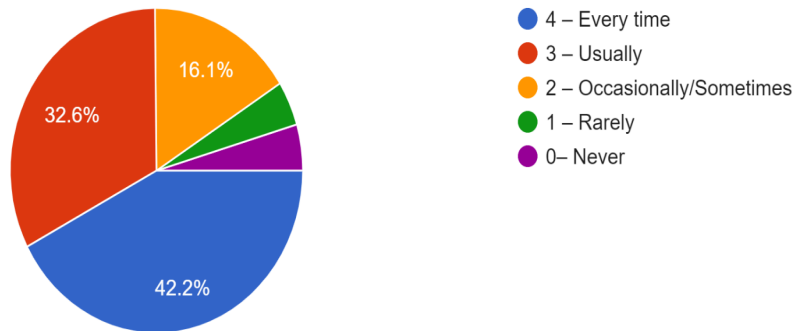
90 % of the students graded the teachers as being fair in their evaluation process and being impartial in their assessment. Faith in a teacher is the most important aspect in any teaching - learning process. Deserving students when are rewarded the quality of learning and output will be of high standard. This parameter is also an indication of the integrity of a Teacher and hence it is one bond that sustains the test of time. Wilson is proud that this legacy has been continued of gaining students faith and trust.

2. Quality of education received.

f. Regular feedback given on academic performance.

6. Was your performance in assignments discussed with you?

1,264 responses



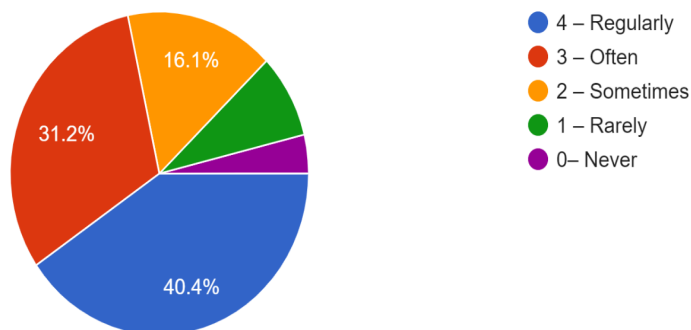
74.8 % of the students have confirmed that the teachers discuss the performance of the students in their assignments and examinations. In order to improve the performance of the learners it is vital that they are given a feedback of their performance and what was expected of them. **16.1 %** of the students reported that they received the feedback occasionally, whereas **9.1 %** felt they rarely or never received any feedback on their performance.

3. Student support system.

a. Training and Placement Cell

7. The institute takes active interest in promoting internship, student exchange, field visit opportunities for students

1,264 responses



71.6 % students agree that the college takes efforts in promoting as well as providing support for placement and internships to students. The College has an active **Placement Cell with a placement incharge to facilitate** the placement and internship opportunities.

The placement cell organizes campus placement drives by inviting companies/institutes on campus. However it is observed that though the students are selected in the drives, few join as many opt for higher education or personal reasons.

The departments are encouraged to take field visits as per their convenience and as per their syllabus requirements. The college also runs a Cooperative Education Program for more than 40 years which helps select groups of around 40 students to empower them with employability and soft skills.

This is in keeping with the college Vision “To provide holistic education to a diverse learner community developing in them contemporary sensibilities and preparing them to meet professional challenges as global citizens.

3. Student support system.

a. Student mentoring

72.2 % of students were **greatly satisfied** with the mentoring system provided by the college . The students are divided into batches and allocated to teachers who then take care of their groups as per their requirements and schedule. The teachers make their groups aware of the anti ragging policy, making them confident about their role and responsibilities, and taking care of their emotional needs if any and referring these cases to the college counselor. The same students are then carried forward to the mentor for effective mentoring.

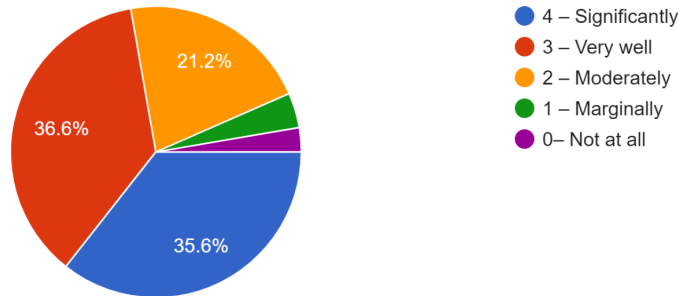
There is a mentoring committee which looks after the entire process. The full time college counselor takes care of any emotional problems or any psychological issues and caters to these on an individual basis.

The student council body has representatives from all the different programs and they are entrusted with the role of facilitating various activities for students thereby catering to the social growth and interpersonal relations affecting student bonding.

Cells like Rotaract club, National Service Scheme, Green warriors etc help in providing platform to the students for overall development. **21.1 %** students were **moderately satisfied** whereas **6.6 %** students felt the mentoring **inadequate**

8. The teaching and mentoring process in your institution facilitates you in cognitive, social and emotional growth.

1,264 responses



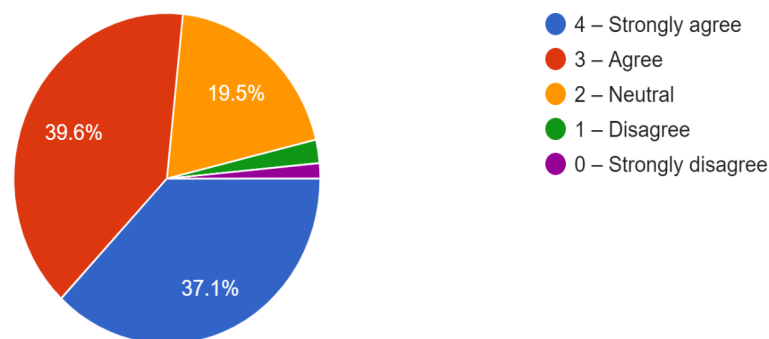
Adhering to the mission of the college; To provide holistic education to a diverse student community, developing in them contemporary sensibilities and preparing them to meet professional challenges as global citizens, **a majority i.e. 72.2 %** of the students opined that they have **gained significant insight with respect to values such as social, cognitive and emotional growth on a personal level for being a better citizen of the country** who can contribute richly to the nation based on the social/personal values promoted in the college. A small fraction of **6.6 %** opined it of **poor quality** which needs to be improved.

3. Student support system.

a. Student Support Cell :Muktangan

9. The institution provides multiple opportunities to learn and grow.

1,264 responses

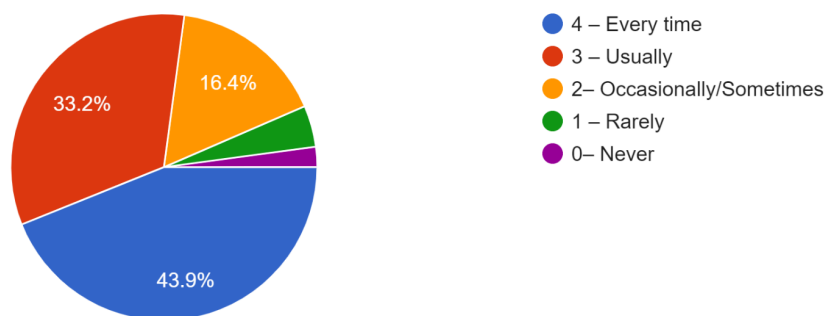


78.7 % of the students expressed their satisfaction over the opportunities provided to them for their overall growth and development. The college offers a wide variety of opportunities

through various cells / bodies which arrange co-curricular, extra curricular and sports related activities. Practically every department has a forum or a cell which organizes subject related and subject application based activities and fests which teach the students organizing skills, leadership qualities, importance of teamwork, social commitments and responsibility viz, HOPE, Biomosaic, Chemuphoria, Cornucopia, Evolution. The arts department had come together to organize a national level conference where students played facilitators role and were a part of important sessions. Cells like Rotaract club, National Service Scheme, Green warriors etc help in providing a platform to the students for overall development. Muktangam Committee is a vital component of the college which takes lead in organizing college fest Ole along with student council. The students are involved in arranging orientation programs for freshers, and the admission process for helping prospective students in various aspects of admission through the student help desk. The college also has provision for an earn and learn scheme where needy students are given opportunity to work and earn too to support their education **3.8%** expressed their dissatisfaction over the overall support system aimed at providing opportunities to learn and grow.

10. Teachers inform you about your expected competencies, course outcomes and programme outcomes.

1,264 responses

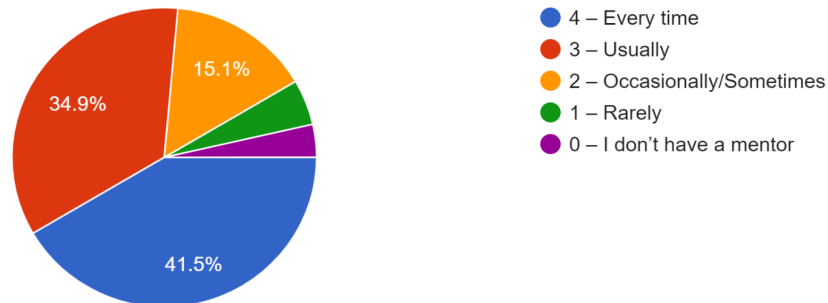


77.1 % of the students report that the teachers inform them about the course undertaken and its expected outcome as well as the program outcome at the beginning. The syllabus mandates that the department prepares a list of the program outcomes along with the course outcome. In addition to displaying them on the college website the teachers do share it with the students on their whatsApp group and discuss the same in the classroom.

16.1 % students feel that it is shared occasionally while 6.8 % students have reported it to be done rarely to never.

11. Your mentor does a necessary follow-up with an assigned task to you

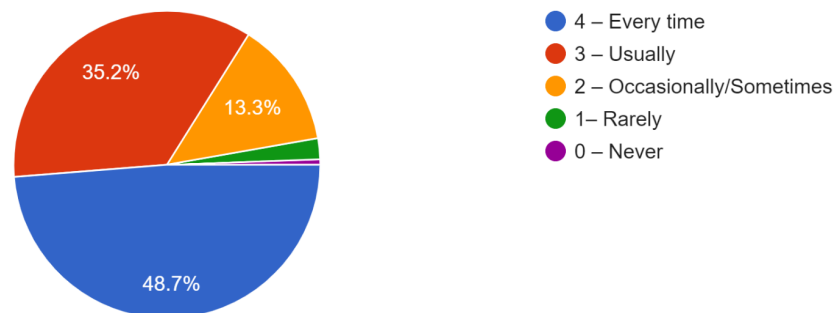
1,264 responses



Mentoring the students is a part of the teachers role expected by the institute. Teachers are assigned a batch of students so as to mentor them as per need. **76.4 % of the students** have replied that they have received the mentoring from their mentor on a regular basis whereas **15.1 %** feel it was done occasionally whereas **8.5%** learners found it rarely or never.

12. The teachers illustrate the concepts through examples and applications.

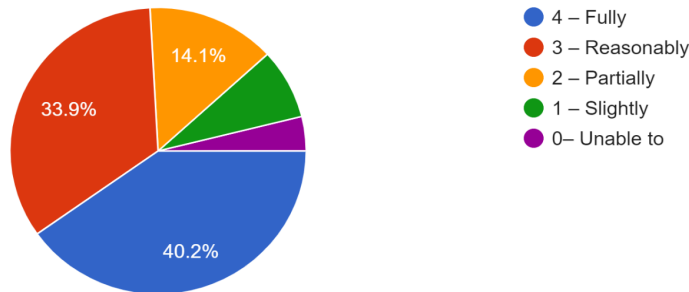
1,264 responses



A large number of learners i.e. **83.9 %** have expressed their satisfaction with the teaching of their teachers which have been supplemented with ample examples and applications making the content relevant and exciting to study. **13.3 %** learners are of the opinion that teachers occasionally do that while **2.8 %** feel it is rarely done or never.

13. The teachers identify your strengths and encourage you with providing right level of challenges.

1,264 responses



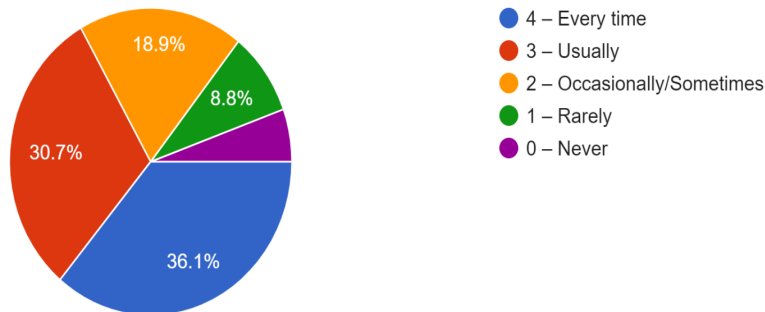
40.2 % of the learners fully agree that their teachers have identified their strengths and have provided the requisite challenges to explore the same while **33.9 %** of the learners feel that it was reasonably executed by their teachers.

Together **74.1 %** of the learners are satisfied with the way they receive encouragement to enhance their strength from their teachers.

14.1 % of the learners responded by saying that they have partially received the identification of their strengths and encouragement to improve upon. **11.8 %** have responded otherwise.

14. Teachers are able to identify your weaknesses and help you to overcome them.

1,264 responses



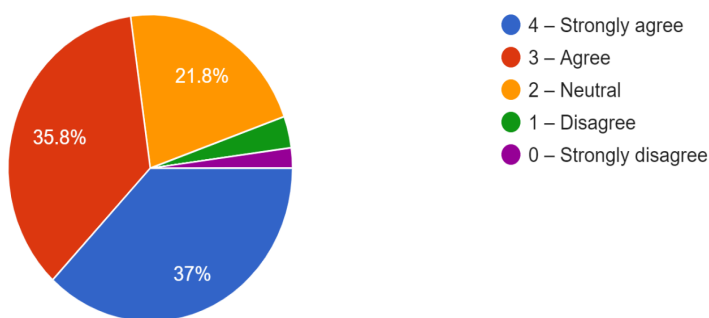
36.1 % of the learners fully agree that their teachers have identified their weaknesses and have provided the requisite support to overcome the same while **30.7 %** of the learners feel that it

was usually executed by their teachers. Together **66.8 %** of the learners are satisfied with the way they receive encouragement to identify their weaknesses from their teachers.

18.9 % of the learners responded by saying that they have occasionally received the guidance to identify their weaknesses and encouragement to improve upon. **14.3 %** have responded otherwise.

15. The institution makes effort to engage students in the monitoring, review and continuous quality improvement of the teaching learning process.

1,264 responses



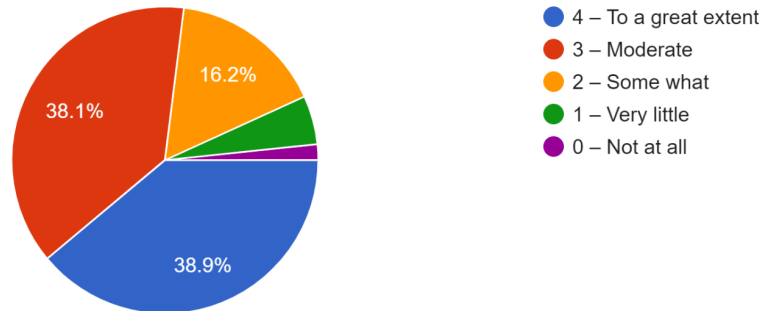
Overall a vast majority , **72.8%** of the learners agree that they have been a part of the process of continuous improvement of the teaching learning process. As an important stakeholder, the IQAC, CDC and Student Council bodies do have the student representatives where they can officially register their opinion and have their say.

Some of the past students are also a part of the syllabus framing process. Whereas the teachers do make an effort to take a broad feedback on the syllabus in the class and also in an official way by collecting online feedback from the students annually for the two terms.

21.8 % learners chose to stay neutral on this aspect whereas **5.4 %** students disagreed regarding their involvement in the monitoring, review and continuous improvement of the teaching learning process.

16. The institute/ teachers use student centric methods, such as experiential learning, participative learning and problem solving methodologies for enhancing learning experiences.

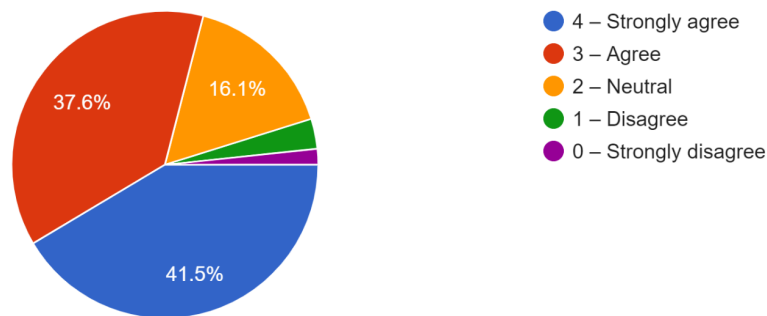
1,264 responses



77.0 % learners **agree** that their teachers do use student centric approaches and pedagogies to enhance their learning experiences. While **16.2 %** learners feel that its **somewhat** adopted and implemented by their teachers, **6.8 %** of the learners feel that its implemented to a smaller extent to not all being adopted.

17. Teachers encourage you to participate in extracurricular activities.

1,264 responses



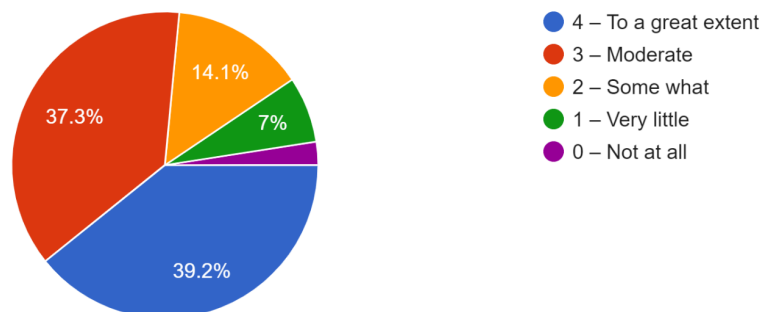
The mission of the college is to provide holistic education to a diverse student community, developing in them contemporary sensibilities and preparing them to meet professional challenges as global citizens. Keeping with this vision the departments and the College provide ample opportunities to the students for their overall development.

79.1 % of the learners feel that they have been encouraged by their teachers to participate in extracurricular activities on and off the campus.

16.1 % learners have been neutral about the encouragement received whereas 4.8 % have disagreed that they have received any encouragement in participating in extracurricular activities.

18. Efforts are made by the institute/ teachers to inculcate soft skills, life skills and employability skills to make you ready for the world of work.

1,264 responses



The Vision of the college is : To provide holistic education to a diverse learner community developing in them contemporary sensibilities and preparing them to meet professional challenges as global citizens. To fulfill this vision the college organizes various activities.

Based on frequency and quality of the Skill-building activities and programs organized for students in the college, as per the survey, **76.5 % of the students** were **confident enough** to state that they gained the skills & knowledge at Wilson College to develop their personality to take a step forward in professional and in pursuing higher education and rated the quality of these programs as good and effective. **14.1 %** of the students remained **neutral** about the quality of the skill development programs whereas **9.42 %** of the students felt that there was very little to no inputs or difference made by the college in imparting the necessary skills.

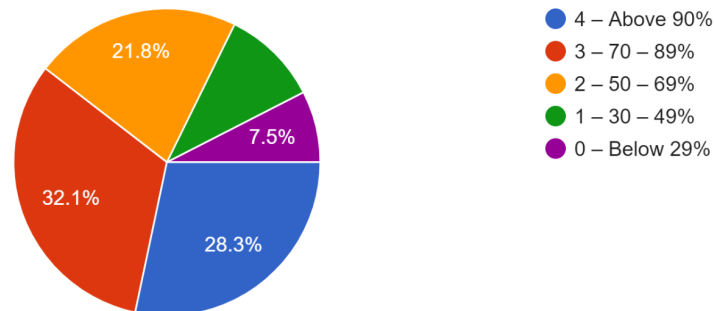
The college has a separate training and placement cell which caters to the demand of imparting various skills as per the demands of the students for providing holistic education and developing the overall personality of them.

Wilson College has been organizing a four week program called the Cooperative Education Program for more than four decades which especially stresses on developing skills in a select student of the second year. Departments at their level and teachers at their personal

level also organize interaction with Alumni and experts in relevant fields contributing to the skill development programs for students.

19. What percentage of teachers use ICT tools such as LCD projector, Multimedia, etc. while teaching.

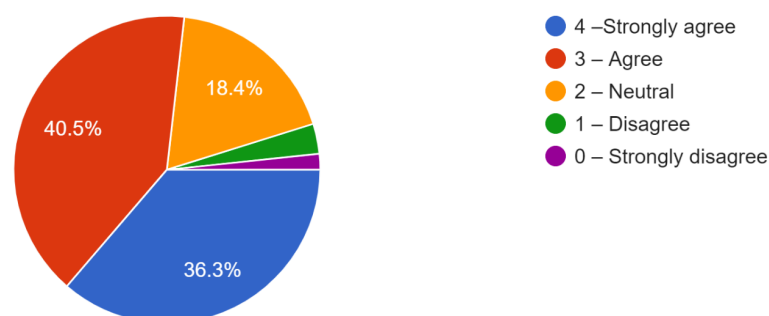
1,264 responses



Almost **92 %** learners agree that the teachers use ICT Tools in their classrooms while delivering the curriculum. **60.4 %** students report that minimum **70 %** of the teachers have used these tools, which indicates that the teachers are well versed with these tools and have understood and implemented the pedagogy of using ICT while teaching. Only **7.5 %** of the learners feel that below 29% of the teachers have used these tools effectively.

20. The overall quality of teaching-learning process in your institute is very good.

1,264 responses



A vast majority i.e. **76.8%** of the students out of which **36.3 % strongly agree and 40.5 % agree** that the quality of teaching-learning is very good in the college. This can be interpreted in terms of the Vision and Mission of the college being achieved and is also the reflection of the dedication of the teachers in

delivering the curriculum effectively and to the satisfaction of the learners. **18.4 %** of the students stayed **neutral** while only **4.4 %** if the learners showed their **disagreement**.

21. Give three observations / suggestions to improve the overall teaching – learning experience in your institution.

1) Attendance is one of the most important methods of ensuring discipline in any institution worldwide and when it was **CLEARLY mentioned that students below 75% overall attendance and 50% subject attendance would NOT be allowed** to attend examination, the **institution still allowed due to "pressure"** and it paved the way for a **vehement dissatisfaction and a complete mockery of the students who maintained their attendance despite living far and MISSING OUT ON co-curricular activities** (jobs, volunteer opportunities, internships) just so that they could attend college in the morning. One of the students (not to be named) gave up on an extremely important opportunity which maybe could have changed their entire life (if taken) just so that the attendance and discipline could have been followed. If teaching-learning experience is to be assessed, **I believe that the overall attitude of the institution towards discipline in teaching and administration needs to be assessed as it failed in following their own rules and regulations.**

Use more digital applications Discuss internships in classes Projectors

Practical aspects should be incorporated in all the subjects and certain theoretical concepts that are not relevant now should be removed

Proper scheduled timings and class for lectures and practicals. 2nd and 4th Saturday must be off as students and teachers need a break. Sunday isn't enough sometimes as have to study as well as complete assignments. **Implementing proper attendance rules as its injustice for those who attend lectures regularly.**

Connection with the students is lacking. **The teachers/Institute are not serious about their professionalistic approach towards their job and seem to teach without any interest.** Pointing out students for their mistakes is right but the way they are pointed out shouldn't be insulting. **The non teaching staff is so rude and needs some profession development counseling. Last but not the least practical knowledge is not taught to the students and thus the things taught to them are of no value as that cannot be applied in life.** Hope appropriate steps will be taken.

1 should give more projects 2 bring experiential learning 3 often take to field visit

1. **Better placement opportunities for BA students.** 2. The events and extracurricular activities helped in enhancing the college experience. 3. Attendance should not be so strict and students should be given some leeway especially for medical reasons.

Use better graphics and visual media to engage students well. - Try to give more creative assignments rather than just making students copy notes from the internet. - Make teaching a two way interaction.

Teaching is good, but some Teachers can be more specific while handling the class.

No strict rules, even the college doesn't follow its own rule. Teachers are overall okay okay they don't care about students personal progress. They have favourites in each class others feel ignored. **Many students cheated in exam but no strict action was taken against them? They neither debarred students who were not even completed 10 % of attendance. Very unfair decision of the college.**

Things should be more transparent one of the things I don't like is if not showing answer sheet just seeing the answer sheet and reviewing it is expensive than KT this is not fair. 2. Internal assesment like viva should be transparent so that we know our mistakes 3. Even if we have

opportunities to go somewhere or participate in extra curricular there is a lot of problem with attendance, either we can have attendance or go for extra curriculars 4. Some teachers are really strict with ID cards we are forced to wear Id card even if we are playing which is illogical